



## Modular Cooking Range Line thermaline 80 - Electric Warming Plate Top, 1 Side

ITEM # \_\_\_\_\_  
MODEL # \_\_\_\_\_  
NAME # \_\_\_\_\_  
SIS # \_\_\_\_\_  
AIA # \_\_\_\_\_



588336 Electric Warming Plate, 1-sided operated  
(MARAAAF0BO)

### Main Features

- THERMODUL connection system creates a seamless work top when units are connected to each other thus avoiding soil penetrating vital components and facilitating the removal of units in case of replacement or service.
- Metal knobs with embedded hygienic "soft-touch" grip for easier handling and cleaning. The special design of the controls prevents infiltration of liquids or soil into vital components.
- Fast deployment with full heating power immediately.
- The smooth glass-ceramic surface can be quickly and easily cleaned, thus providing maximum hygiene.
- Almost the entire surface of the ceramic plate can be used without "dead" spots.
- Pans can easily be moved from one area to another without lifting.
- All major components may be easily accessed from the front.
- Overheat protection via a temperature sensor that switches off part of the heating element in the event of over temperature. Temperature range from 30°C to 110°C.

### Construction

- 2 mm top in 1.4301 (AISI 304).
- Unit constructed according to DIN 18860\_2 with 20 mm drop nose top and 70 mm recessed plinth.
- Flat surface construction with minimal hidden areas to easily clean all surfaces
- Internal frame for heavy duty sturdiness in 1.4301 (AISI 304).
- Unit constructed according to DIN 18860\_2 with 20 mm drop nose top.
- IPX5 water resistance certification.

### Optional Accessories

- |  |            |                          |
|--|------------|--------------------------|
| • Scraper for cook tops  | PNC 910601 | <input type="checkbox"/> |
| • Connecting rail kit, 800mm   | PNC 912500 | <input type="checkbox"/> |
| • Portioning shelf, 600mm width  | PNC 912524 | <input type="checkbox"/> |
| • Portioning shelf, 600mm width  | PNC 912554 | <input type="checkbox"/> |
| • Folding shelf, 300x800mm   | PNC 912577 | <input type="checkbox"/> |
| • Folding shelf, 400x800mm   | PNC 912578 | <input type="checkbox"/> |
| • Fixed side shelf, 200x800mm  | PNC 912583 | <input type="checkbox"/> |
| • Fixed side shelf, 300x800mm  | PNC 912584 | <input type="checkbox"/> |
| • Fixed side shelf, 400x800mm  | PNC 912585 | <input type="checkbox"/> |
| • Connecting rail kit: modular 80 (on the left) to ProThermetic tilting (on the right), ProThermetic stationary (on the left) to ProThermetic (on the right) | PNC 912971 | <input type="checkbox"/> |
| • Connecting rail kit: modular 80 (on the right) to ProThermetic tilting (on the left), ProThermetic stationary (on the right) to ProThermetic (on the left) | PNC 912972 | <input type="checkbox"/> |
| • Endrail kit, flush-fitting, left   | PNC 913109 | <input type="checkbox"/> |

APPROVAL: \_\_\_\_\_



Experience the Excellence  
[www.electroluxprofessional.com](http://www.electroluxprofessional.com)



**Electrolux**  
PROFESSIONAL

**Modular Cooking Range Line  
thermaline 80 - Electric Warming  
Plate Top, 1 Side**

- |   |            |                          |
|---|------------|--------------------------|
| • Endrail kit, flush-fitting, right                                   | PNC 913110 | <input type="checkbox"/> |
| • Endrail kit (12.5mm) for thermaline 80 units, left                  | PNC 913200 | <input type="checkbox"/> |
| • Endrail kit (12.5mm) for thermaline 80 units, right                 | PNC 913201 | <input type="checkbox"/> |
| • T-connection rail for back-to-back installations without backsplash | PNC 913227 | <input type="checkbox"/> |
| • Insert profile D=800mm  | PNC 913230 | <input type="checkbox"/> |
| • Endrail kit, (12.5mm), for back-to-back installation, left          | PNC 913249 | <input type="checkbox"/> |
| • Endrail kit, (12.5mm), for back-to-back installation, right         | PNC 913250 | <input type="checkbox"/> |
| • Endrail kit, flush-fitting, for back-to-back installation, left     | PNC 913253 | <input type="checkbox"/> |
| • Endrail kit, flush-fitting, for back-to-back installation, right    | PNC 913254 | <input type="checkbox"/> |

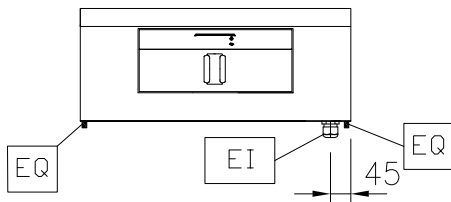


**Modular Cooking Range Line  
thermaline 80 - Electric Warming Plate Top, 1 Side**

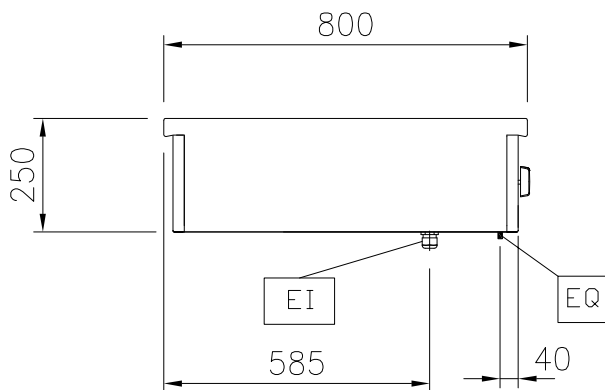
The company reserves the right to make modifications to the products without prior notice. All information correct at time of printing.

2025.05.08

Front

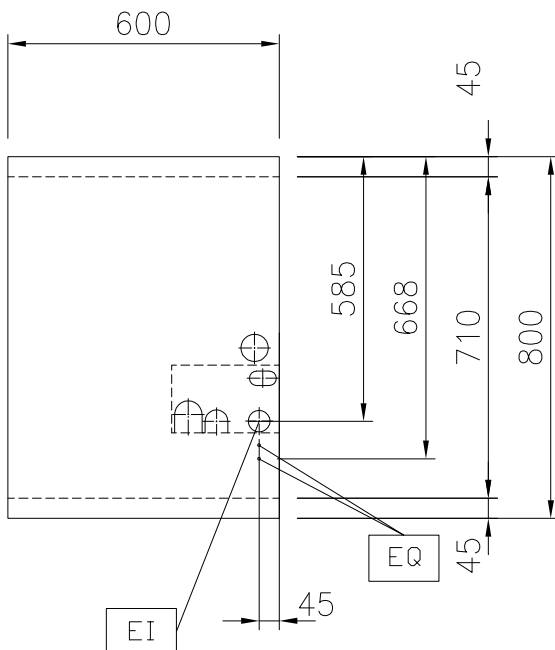


Side



EI = Electrical inlet (power)  
EQ = Equipotential screw

Top



## Electric

Supply voltage: 230 V/1N ph/50/60 Hz  
Total Watts: 0.55 kW

## Key Information:

External dimensions, Width: 600 mm  
External dimensions, Depth: 800 mm  
External dimensions, Height: 250 mm  
Net weight: 30 kg  
Configuration: One-Side Operated;Top  
Front Plates Power: 0 - 0 kW  
Front Plates dimensions:

## Sustainability

Current consumption: 2.39 Amps